

**RAYAT SHIKSHAN SANSTHA**  
**RAJARSHI CHHATRAPATI SHAHU COLLEGE, KOLHAPUR**  
**INTERNAL QUALITY ASSURANCE CELL**  
**STUDENT SATISFACTION SURVEY REPORT**  
**ACADEMIC YEAR 2021-22**

**Introduction and Objectives:**

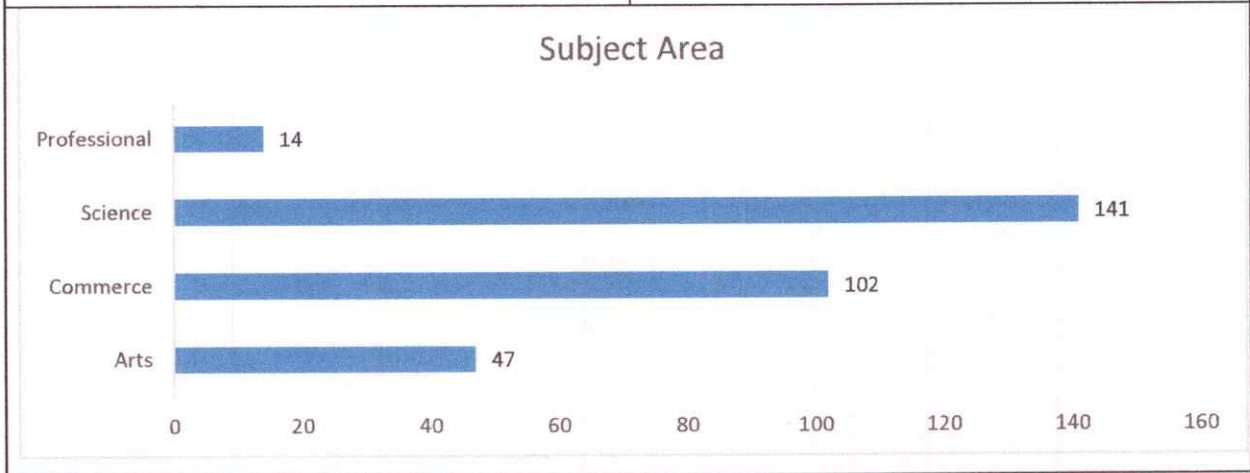
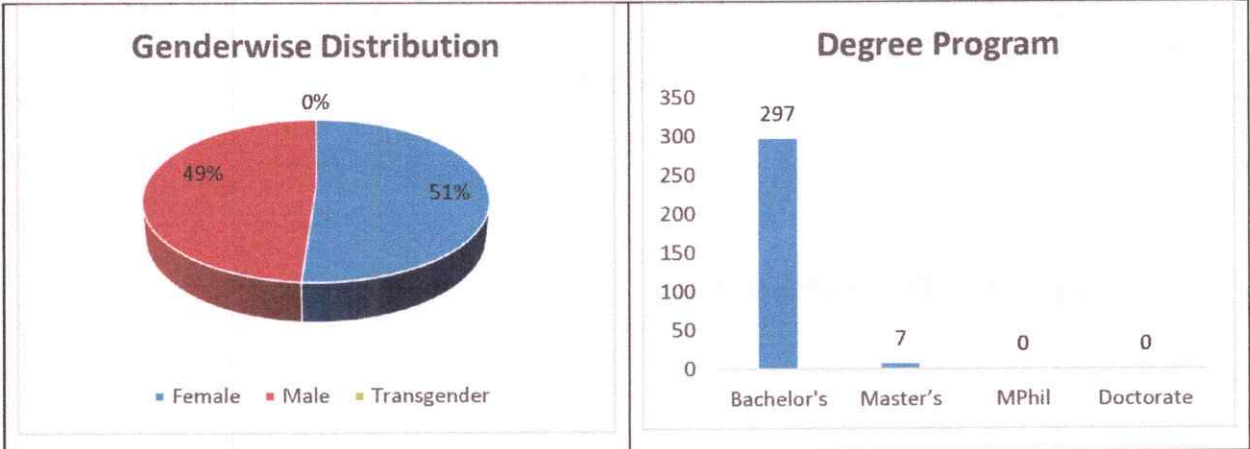
Rayat Shikshan Sanstha's, Rajarshi Chhatrapati Shahu College, Kolhapur was established in the year 1961. The college aims at the overall development of the students to become entrepreneurs and professionals in the respective disciplines. The IQAC of the college was conducted a Student Satisfaction Survey regarding Teaching- Learning and Evaluation, which will help to upgrade the quality in higher education. Receiving positive and negative feedback from these students are important in helping monitor and evaluate the provision. Listening to what student say is a contributing factor to running a successful college or institution. This survey was developed to capture students' evaluation about teacher, facilities and curriculum related issues.

**Methodology:**

In every academic year, we ask our students to fill a Student Satisfaction Survey (SSS) form which is made available on the college website. Filling of SSS is mandatory or optional. For the academic year 2021-22 there was 1174 registered students at the college. The data was collected through Google-Form. The link of form is made available to students on their email address, WhatsApp groups and the college website. Three Hundred Four (304) students responded to the survey providing a response rate of 25.89 %. The analysis presented in this report is based on the responses of 304 respondents to the survey.

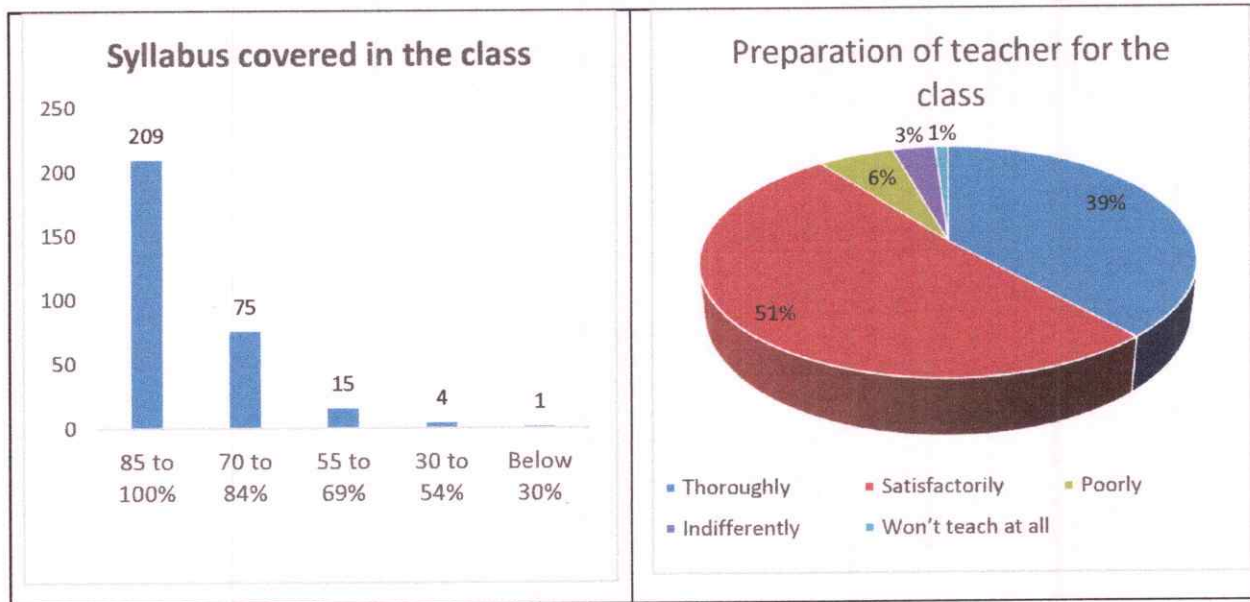
**Respondent Profile:**

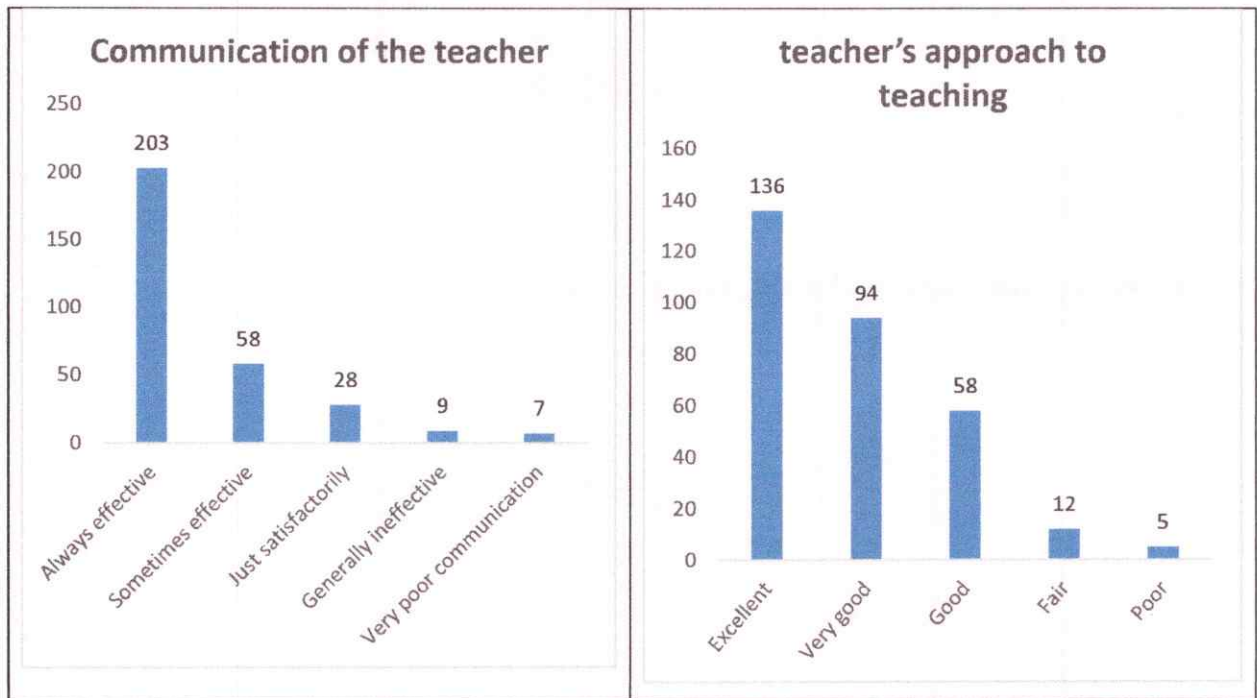
The respondent sample is broadly representative of the student population with respect to gender program level and course. There are 49% of male and 51% of female respondents in the survey sample. The Most respondents are pursuing programs at bachelor degree level (98%). The highest number of respondents came from the Science and Commerce faculty (46%, 34%).



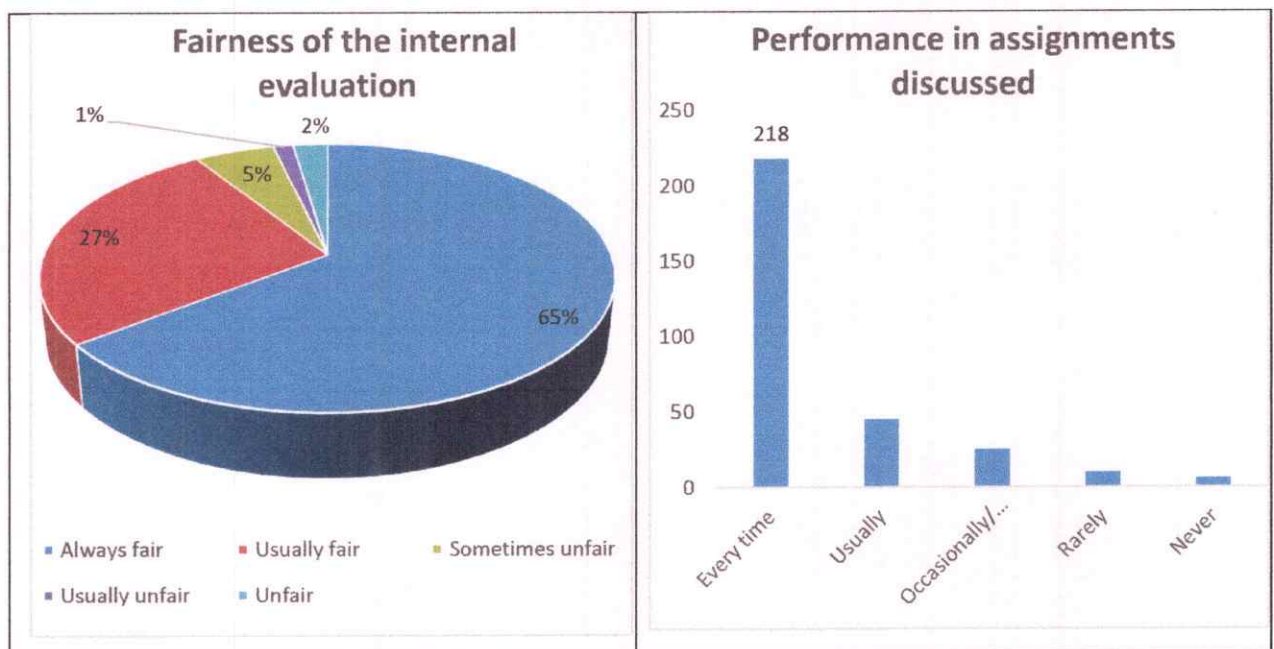
**Overall Evaluation:**

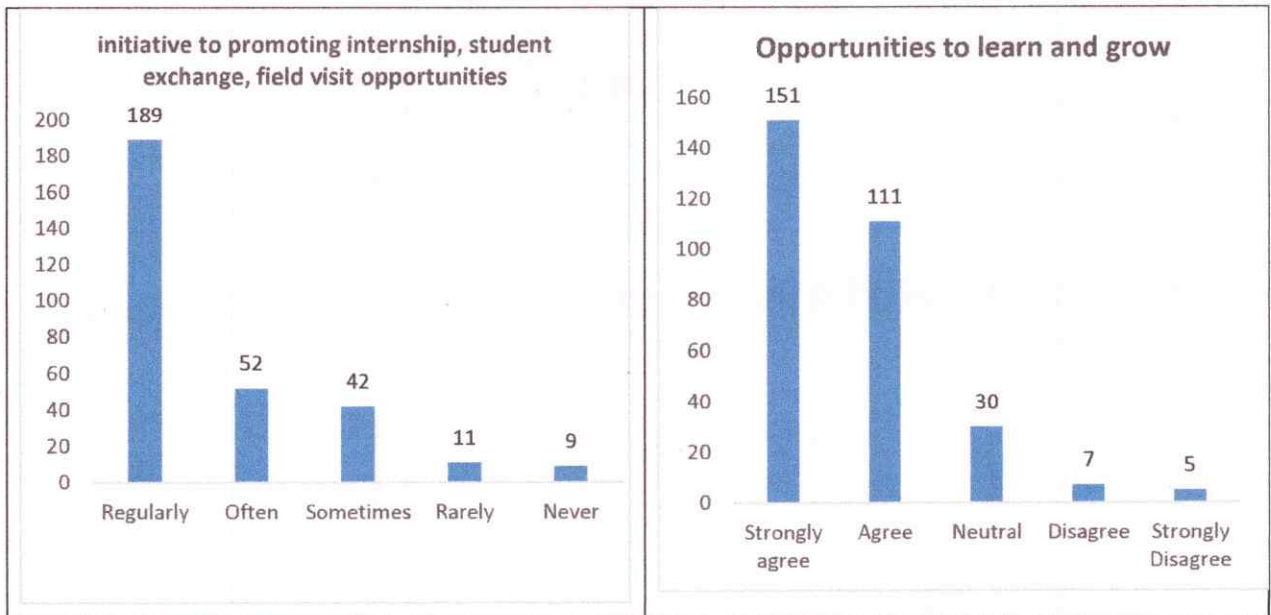
Feedback was collected and analyzed by Feedback Analysis Committee of the college. Opinion of the students is obtained about each parameter in percentage.



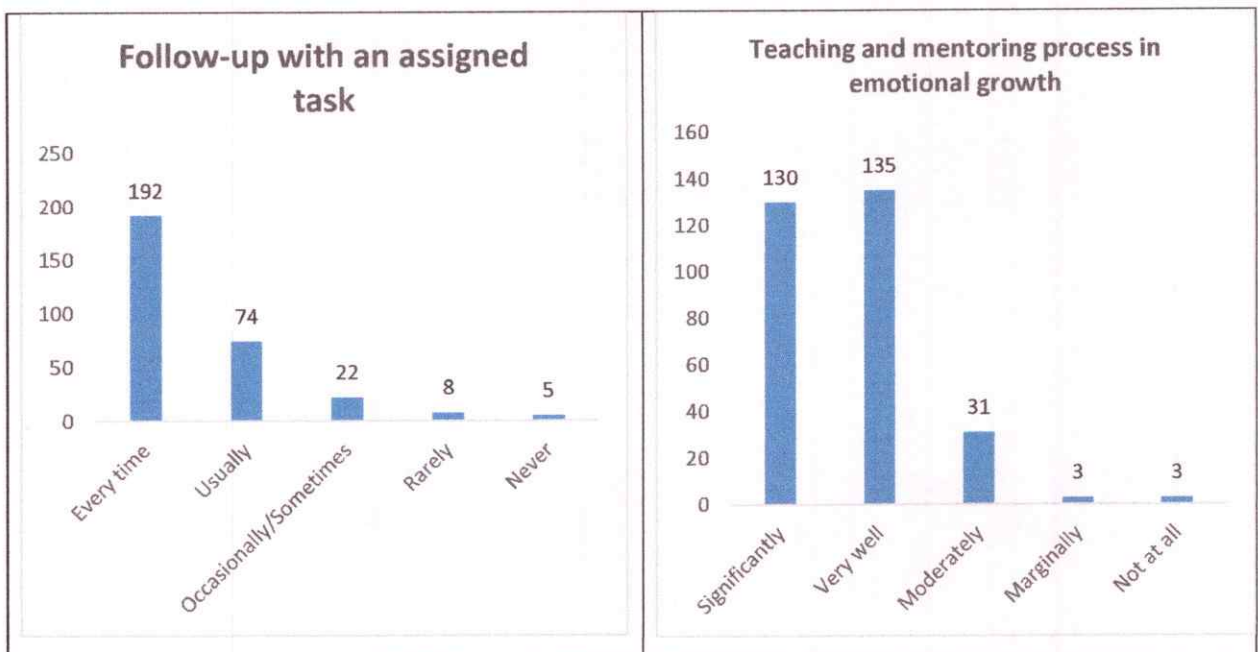


The above graphs indicate that syllabus covered in the class is more than 85% and more than 69% of all students reported being satisfied about the teachers' preparation for the class. The Most of students 67% indicates that all the teachers' communication is effective. There is 95% student's opinion about teacher approaches to students.

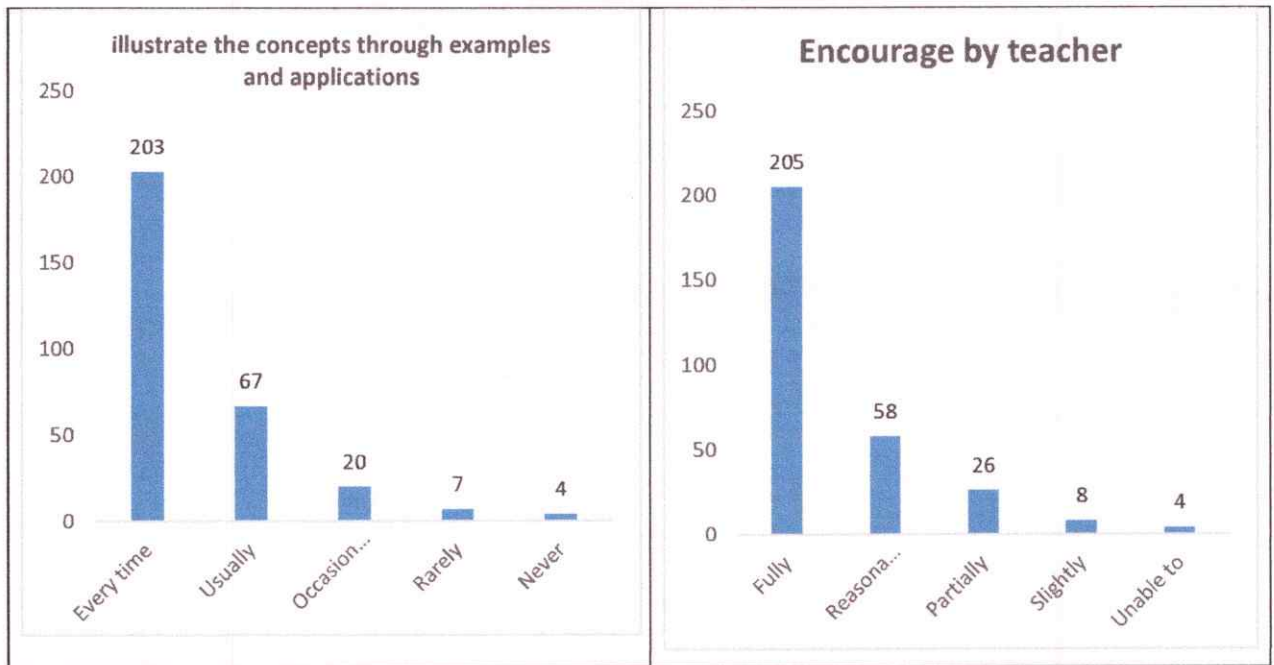




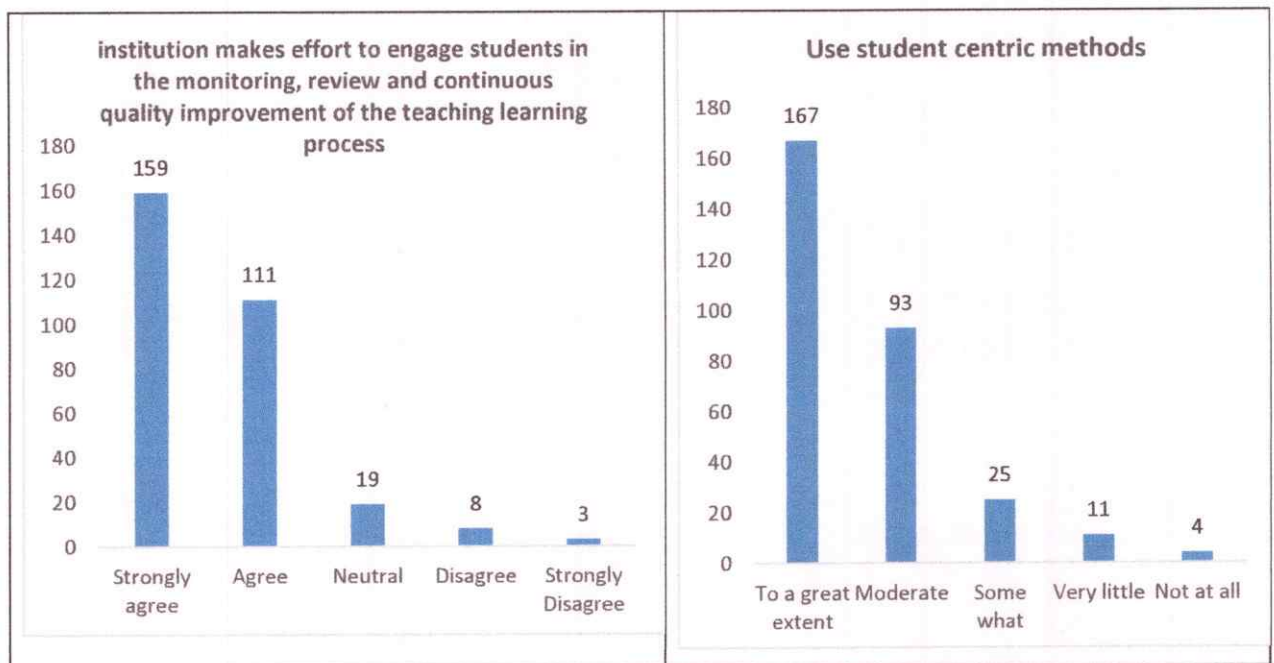
About 92% students are agreed with fairness of teachers in the internal evaluation. However, 8% of students are not agreed with it. About 72% of students are saying that teachers always discussed student performance with them. There are about 62 % of students are agreed with the institute initiative to take the active interest in promoting internship, Student Exchange, Field Visit opportunity for student regularly. More than 86% of students are agreed with multiple opportunities given by institute to them to learn and grow.



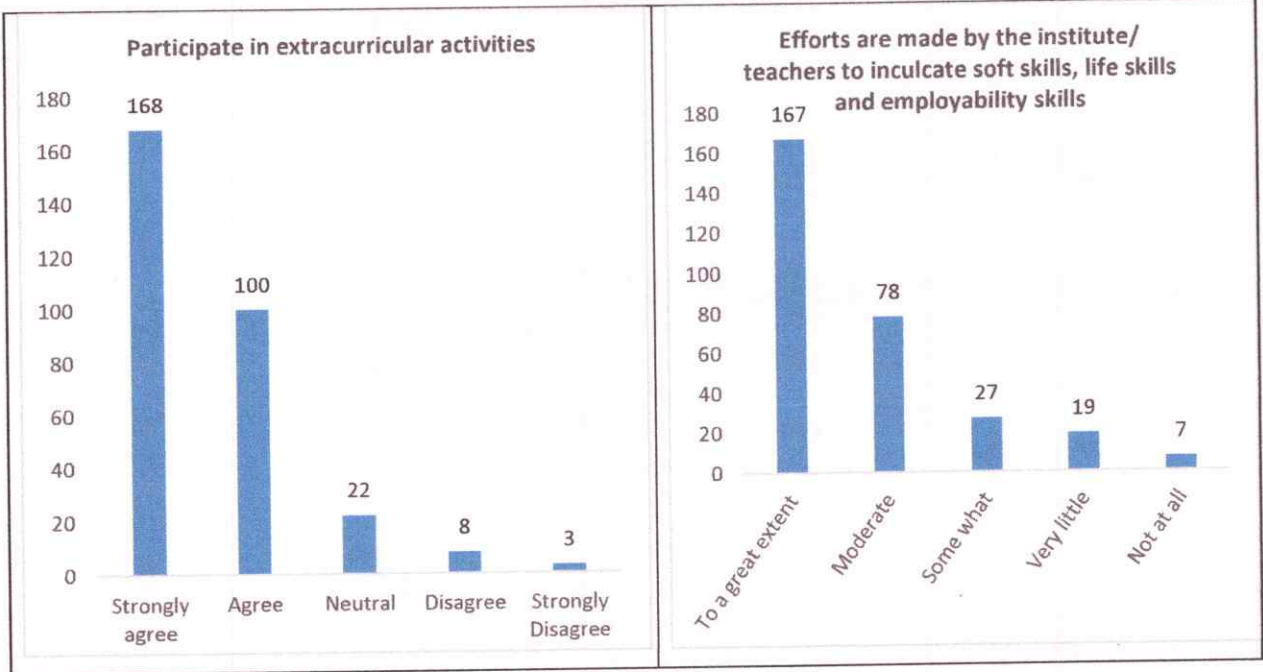
The most of the students 88 % are agreed with mentor who does necessarily follow up with an assignment task given to them. More than 87% of all students are agreed with teaching and mentoring process in institute on significantly facilities you in cognitive social and emotional growth.



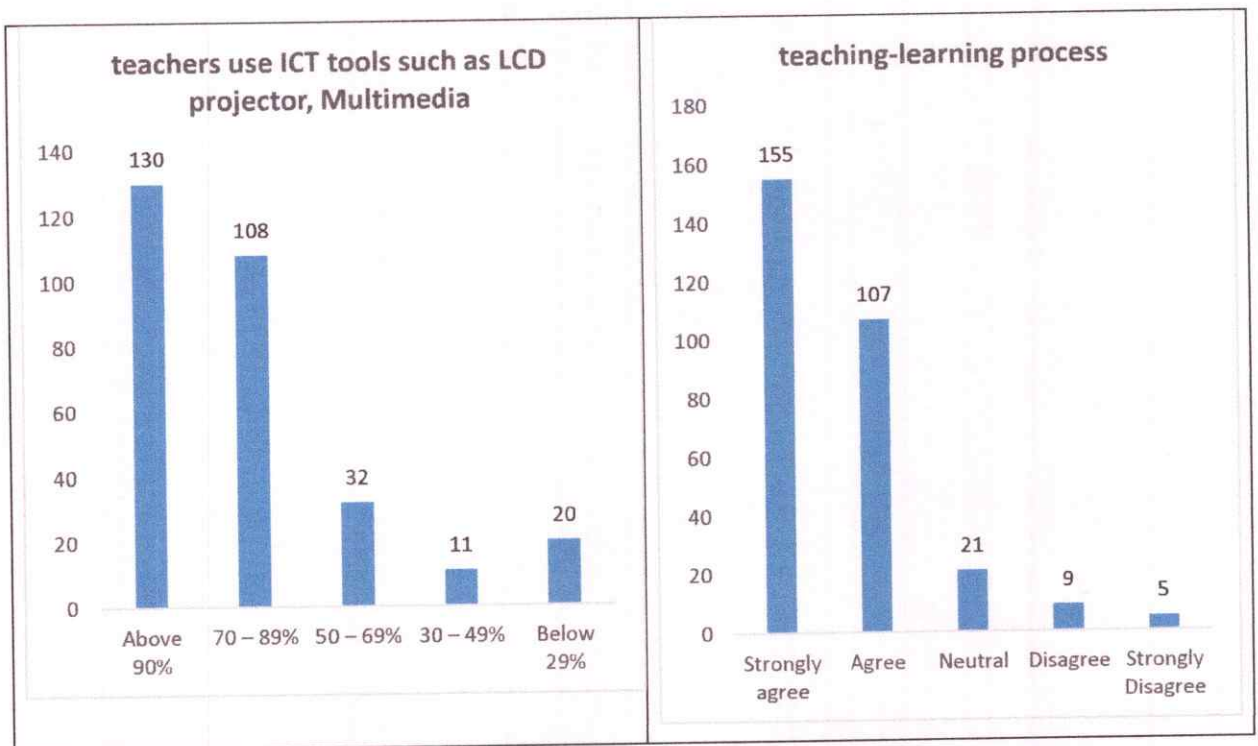
More than more than 89% of all students are satisfied with the conceptual illustrations given by teacher using examples and applications. They are encouraged by teacher About 87 % of student's opinion.



About 52% of students are strongly agreed and about 37% of students are agree with the institutional efforts to engage students in the monitoring review and continuous quality improvement of the teaching learning process. About 55% of students to great extent and about 31% of students are moderately agreed with the institution or teacher use student's centering method such as experimental learning, participative learning and problem-solving methodology for enhancing learning experiences to a great extent.



About 55% of students are strongly agreed and 33% of students are participated in extracurricular activities. Also, more than 54% of students to great extent and about 26% of students are moderately agreed with efforts are made by the institute for teachers to in indicates soft skill, life skill and employability skill.



More than 78% of students are agreed with the fact that above 70% of the teachers use ICT tools such as LCD projector and multimedia extra while teaching. The most of the students (86%) are agreed with the overall quality of teaching learning process.

## Observation/ Suggestions to improve the overall teaching-learning experience

The students suggested or observed that the college has:

1. Very nice campus and teachers.
2. To organize campus, drive frequently.
3. Very good and supportive staff provide us extra study material by online or offline mode.
4. Teachers covers whole curriculum and co-curricular activities.
5. Classrooms and Washrooms should be cleaned regularly and provide clean drinking water facility
6. To take more practical about computer related subjects.
7. Teaching staff & non-Teaching staff are very helpful.
8. Needs to provide more sitting facility in the canteen.
9. To provide separate study room for students.



Dr. T. S. Kurane

Chairman

Feedback Analysis Committee

Dr. S. P. Pawar

**IQAC Coordinator**  
Co-ordinator  
**R. C. Shahu College,**  
KOLHAPUR.

Prof. Dr. V. V. Killedar

I/C Principal  
**I/C PRINCIPAL**  
R. C. Shahu College Kolhapur  
**R.C. SHAHU COLLEGE**  
KOLHAPUR